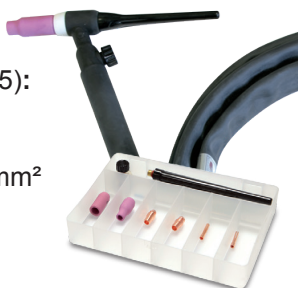


The GYSMI E160 is a revolutionary product with unmatched welding characteristics not only for basic electrodes but also for the rutiles, stainless steel, cast iron electrodes...

- **INVERTER technology** welding unit with microprocessor control. Tactile keyboard and digital display.
- **MMA** : the product arc dynamic is revolutionary and unique on the market. Basic electrodes no longer cause trouble. This product does not only integrate Arc Force and Anti Sticking functionality but it is also the only single phase welding unit on the market to offer an adjustable Hot Start for all types of electrodes.
- **TIG-LIFT** : With its microcontroller, the starting in TIG mode is very easy.
- The product is protected against supply voltage variations (+/- 15%).
- Given its very high duty cycle on high intensity, it is recommended to plug it on a 16A plug with delayed fuse, or to adapt it to a more powerful plug.



**OPTION** (ref 044425):  
TIG TORCH  
- Cable 4 m  
- Connector 10/25 mm<sup>2</sup>



Delivered in suitcase with :  
- Earth cable (1,6m / ø16mm<sup>2</sup>)  
- Electrode holder (2m / ø16mm<sup>2</sup>)

## ASSETS




**HOT START** : Increased power at start.

**ANTI STICKING** : Prevents the electrode sticking.

**ARC FORCE** : Instantaneous increase of the current in difficult welding situation.



PROTECTED WHEN WORKING ON GENERATOR SETS AND AGAINST SUPPLY VOLTAGE VARIATIONS (+/-15%).

50/60hz	-AM-	I <sub>2</sub>								EN60974-1 (40°C)		U <sub>0</sub>	 cm/kg	 Protected & compatible POWER GENERATOR (+/- 15%)
		TIG	MMA	ø1.6	ø2	ø2.5	ø3.2	ø4	ø5	I <sub>A</sub> (60%)	X% (I <sub>2</sub> max)			
230V 1~	16A	10-160A		62	50	47	45	23	-	90A	160A 19%	72V	10x21x27 4.6	6 kW 7.5 kVA